





Avoid unplanned shutdowns



Inspecting a defective fuse using a FLIR thermal imaging camera.

Verify repairs



Mechanical check-up of an electrical motor using the FLIR i-Series.

Check electrical installations




Bad connections are invisible to the naked eye but are clearly seen on the thermal image.

Identify electrical and mechanical problems



Thermal imaging allows you to quickly identify electrical and mechanical problems.

Perform preventive inspections



Detecting problems in electrical installations avoids breakdowns.

FLIR Systems, the world leader in thermal imaging cameras

FLIR Systems has been manufacturing thermal imaging cameras for more than 50 years. Not only for electrical and building inspections but also for a wide range of other applications such as R&D, Security & Surveillance, Automotive, Maritime and many more. No other manufacturer has more thermal imaging cameras in the field than FLIR Systems. This makes FLIR Systems the reliable full line supplier for thermal imaging cameras.

FLIR Commercial Systems B.V.

Charles Petitweg 21
4847 NW Breda
The Netherlands
Tel.: +31 (0) 765 79 41 94
Fax: +31 (0) 765 79 41 99
e-mail: flir@flir.com

FLIR Systems Sweden

Tel.: +46 (0)8 753 25 00
Fax: +46 (0)8 753 23 64
e-mail: flir@flir.com

FLIR Systems Germany

Tel.: +49 (0)69 95 00 900
Fax: +49 (0)69 95 00 9040
e-mail: flir@flir.com

FLIR Systems France

Tel.: +33 (0)1 60 37 55 02
Fax: +33 (0)1 64 11 37 55
e-mail: flir@flir.com

FLIR Systems UK

Tel.: +44 (0)1732 220 011
Fax: +44 (0)1732 843 707
e-mail: flir@flir.com

FLIR Systems Italy

Tel.: +39 (0)2 99 45 10 01
Fax: +39 (0)2 99 69 24 08
e-mail: flir@flir.com

FLIR Systems Dubai

Tel.: +971 4 299 6898
Fax: +971 4 299 6895
e-mail: flir@flir.com

FLIR Systems Russia

Tel.: +7 495 669 70 72
Fax: +7 495 669 70 72
e-mail: flir@flir.com

FLIR Systems Spain

Tel.: +34 (91) 573 48 27
Fax: +34 (91) 662 97 48
e-mail: flir@flir.com

www.flir.com

*Specifications are subject to change without notice. Weights and dimensions are indicative. Imagery used for illustration purposes only.
Copyright 2012, FLIR Systems Inc. All other brand and product names are trademarks of their respective owners.*

Authorised FLIR dealer:



FLIR i-Series:
prices starting at only
995 € excl. VAT

FLIR i3 / i5 / i7

FLIR compact camera range for industrial applications

The lightest and most affordable thermal imaging cameras around.



Thermal imaging shows what the human eye can't see

Infrared radiation (IR) is emitted by every object above a temperature of -273°C. Although the human eye cannot detect infrared radiation, a thermal imaging camera can, and takes pictures of objects to show the amount of heat they are emitting. Thermal imaging cameras are thus invaluable diagnostic tools in a variety of industries, as they can detect abnormally hot or cold areas of components. In other words, you can detect problems that are invisible for the naked eye.

The benefits of thermal imaging



Anyone who is responsible for identifying electrical or mechanical problems or conditions will benefit from a thermal imaging camera. A thermal imaging camera produces non-contact temperature measurements as thermal images and will greatly help by increasing quality, saving costs and speeding up your work. With the reporting software included in the camera package it is easy to create reports, analyze and document your findings.

FLIR i3 995 €	FLIR i5	FLIR i7
Thermal image quality: 60x60 pixels	Thermal image quality: 100x100 pixels	Thermal image quality: 140x140 pixels
Field of View: 12.5°(H) x 12.5°(V)	Field of View: 21°(H) x 21°(V)	Field of View: 29°(H) x 29°(V)
Thermal sensitivity: 0.15°C	Thermal sensitivity: 0.10°C	Thermal sensitivity: 0.10°C
Spotmeter only	Spotmeter only	Spotmeter, area with max./min. temperature, isotherm above/below

FLIR i3 / FLIR i5 / FLIR i7

A small infrared revolution

- Outstanding ease-of-use
- SD card storage
- Fully automatic
- FLIR Tools software included
- Focus free
- Outstanding accuracy
- Compact and light weight (365 g)
- Extremely rugged, withstands 2m drop, IP43

Save time and money in 3 steps:



The new i3 from FLIR Systems is the smallest, lightest and most affordable thermal imaging camera on the market. It is incredibly easy to use and requires no former experience. It really is a matter of "point-shoot-detect" to obtain high-quality thermal images that will immediately give you the thermal information you need. But don't confuse the i3 with a spot pyrometer!

A spot pyrometer only records the temperature of a certain spot; the i3 records a full image.



Why use thermal imaging?



Spot pyrometer, temperature measurement in one spot.

FLIR i3, temperature in 3,600 spots.

Find problems faster and easier with extreme accuracy.

It's easy to miss critical problems with a spot pyrometer. A FLIR thermal imaging camera scans entire components giving you instant diagnostic insights showing the full extent of problems.



What a spot pyrometer sees.



What a thermal imaging camera sees.



What a spot pyrometer sees.



What a thermal imaging camera sees.



What a spot pyrometer sees.



What a thermal imaging camera sees.